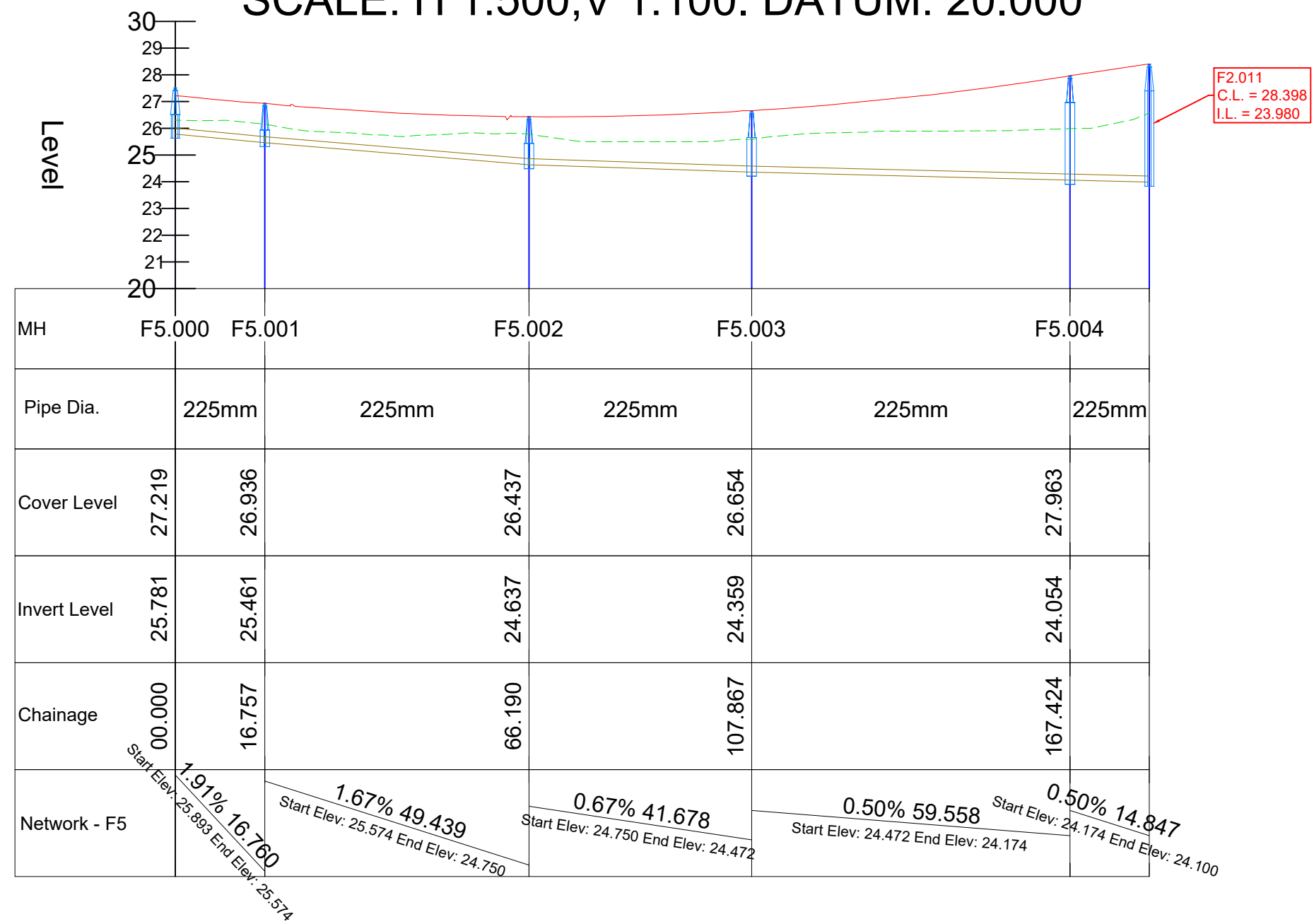



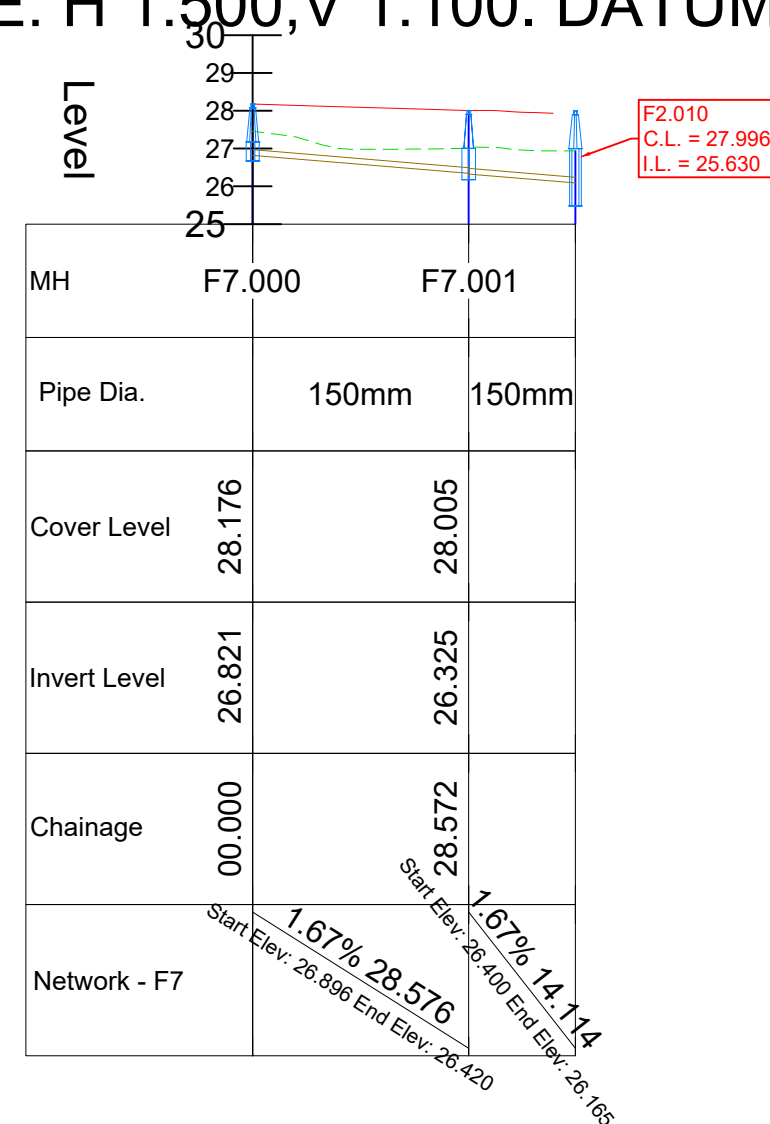
ALIGNMENT - (NETWORK - F5) - (16) - LONGSECTION
SCALE: H 1:500, V 1:100. DATUM: 20.000



ALIGNMENT - (NETWORK - F6) - (17) - LONGSECTION
SCALE: H 1:500, V 1:100. DATUM: 20.000



ALIGNMENT - (NETWORK - F7) - (18) - LONGSECTION
SCALE: H 1:500, V 1:100. DATUM: 25.000



NOTES:

All dimensions in metres.
 Do not scale from drawing.
 For any discrepancies found please consult with design office.
 This drawing should be read in conjunction with all contract drawings, documents and specifications.

All works to be carried out to Irish Water standard details and codes of practice.

All pipes to be uPVC type as per section 3.13. of the IW Code of Practice for Wastewater Infrastructure.

Bedding and trench detail as per STD-WW-07 and STD-WW-08.

All manhole to be 1.2m internal diameter and precast concrete as per detail on Irish Water drawing STD-WW-10.

Backdrop manhole as per STD-WW-12

Rev	By	Date	Description
01	SM	09/12/20	Adjusted per updated architect layout
02	SM	16/06/21	Planning issue

Drawing Status: PLANNING
 NOT CERTIFIED FOR CONSTRUCTION

Project Title: Cloghroe Development

Drawing Title: Foul Long Sections
 Sheet 3 of 3

Client: Cloghroe Development Limited



M.H.L. & Associates Ltd.
Consulting Engineers

Carraig Mór House, 10 High Street, Douglas Road, Cork
 Tel: 021-4840214 Fax: 021-4840215 E-Mail: info@mhl.ie

Designed: SM	Drawn: SM	Checked: KM
Scale: As shown @ A1	Date: October 2020	
Job No: 19083HD	Drawing No: RL1-FLS-P03	Revision: 02